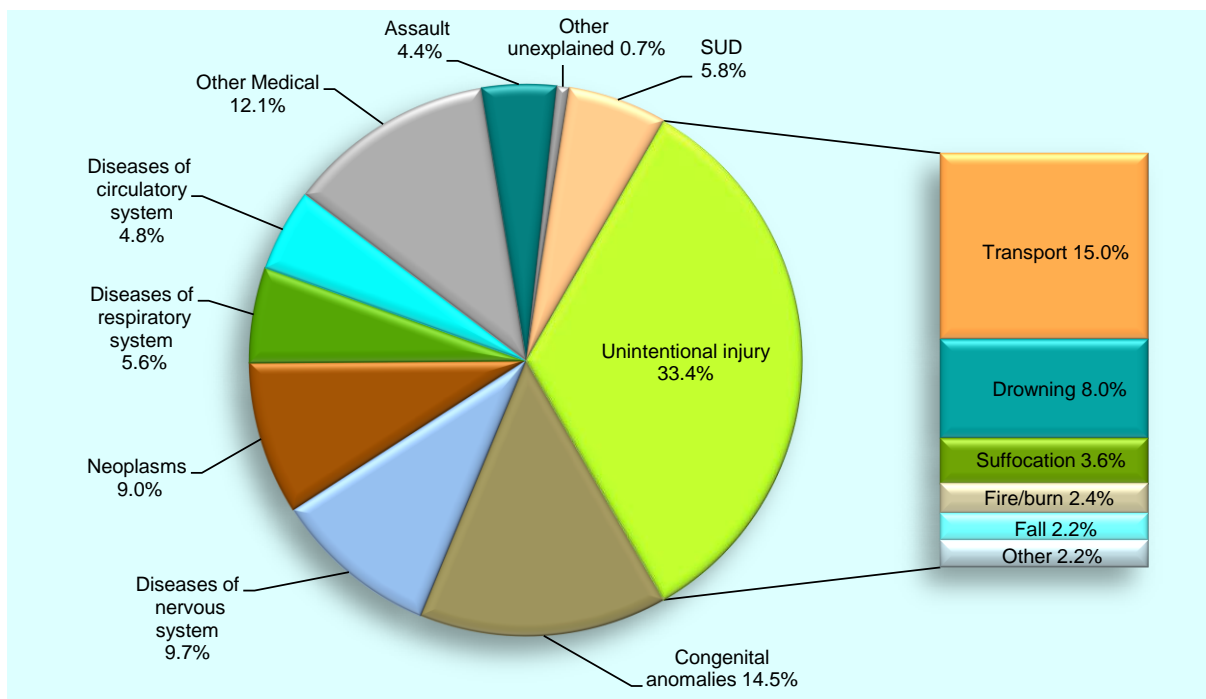


Children aged 1-4 years

The main causes of death for children aged 1-4 years are shown in Figure 3.1 and Table 3.1. Note that in this section, SUD refers to Sudden Unexpected Death which includes ICD codes R95 (sudden infant death syndrome) and ICD code W75 (accidental suffocation and strangulation in bed). The long-term trend over time for the rate of death in this age group is shown in Figure 3.2. The disparity in death rate between Māori and non-Māori over the last 6 years is shown in Figure 3.3.

Figure 3.1: Mortality (%) in children aged 1-4 years by cause of death, New Zealand 2004-2009 (n=413 deaths)



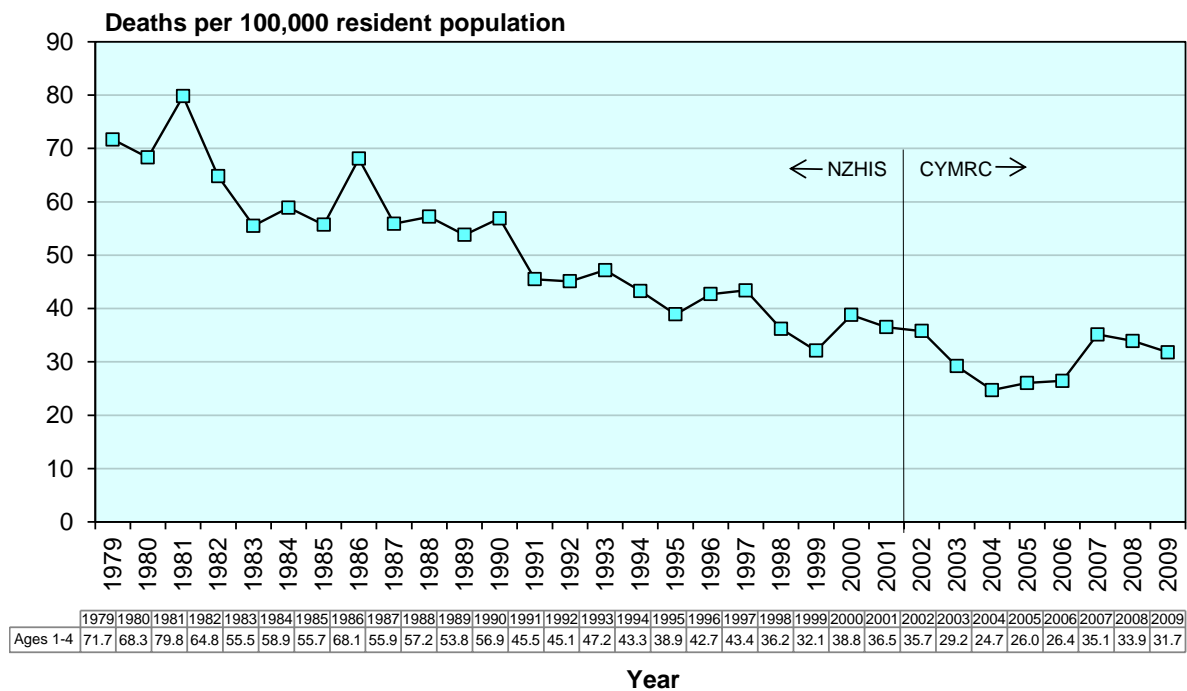
Source: Mortality Review Database

Table 3.1: Mortality (number of deaths and rates per 100,000 resident population) in children aged 1-4 years by cause and year of death, New Zealand 2004-2009 (n=413 deaths)

	2004	2005	2006	2007	2008	2009	Total	%	Average rate
Medical									
Infectious and parasitic disease	2	4	3	3	7	1	20	4.8	1.44
Neoplasms	4	4	7	9	8	5	37	9.0	2.66
Diseases of the blood and blood-forming organs and disorders of immune system	-	1	1	2	1	-	5	1.2	0.36
Endocrine, nutritional and metabolic diseases	3	1	1	3	6	3	17	4.1	1.21
Mental and behavioural disorders	-	-	-	-	-	-	-	-	-
Diseases of nervous system	6	10	7	4	5	8	40	9.7	2.88
Diseases of the eye and adnexa	-	1	-	-	-	-	1	0.2	0.07
Diseases of ear and mastoid process	-	-	-	-	-	-	-	-	-
Diseases of circulatory system	4	2	5	3	4	2	20	4.8	1.45
Diseases of respiratory system	2	1	4	7	4	5	23	5.6	1.65
Diseases of digestive system	-	1	-	2	1	-	4	1.0	0.29
Diseases of skin and subcutaneous tissue	-	-	-	-	-	-	-	-	-
Diseases of musculoskeletal system and connective tissue	-	-	-	2	-	-	2	0.5	0.14
Diseases of genitourinary system	-	-	-	-	-	-	-	-	-
Pregnancy, childbirth and the puerperium	-	-	-	-	-	-	-	-	-
Certain conditions originating in the perinatal period	1	-	-	-	-	-	1	0.2	0.07
Congenital anomalies	13	7	11	9	8	12	60	14.5	4.32
Symptoms & abnormal findings not elsewhere classified	-	-	-	-	-	-	-	-	-
Unknown	-	-	-	-	-	-	-	-	-
Total medical	35	32	39	44	44	36	230	55.7	16.56
Unintentional injury									
External cause unknown	-	-	-	-	-	-	-	-	-
Adverse effect of medication or treatment	-	-	-	1	-	-	1	0.2	0.07
Health system error	-	-	-	-	-	-	-	-	-
Cut/pierce	-	-	-	-	-	-	-	-	-
Drowning	3	6	3	7	7	7	33	8.0	2.36
Fall	1	-	2	2	2	2	9	2.2	0.64
Fire/burn/heat/smoke	2	2	1	1	2	2	10	2.4	0.72
Firearm	-	-	-	-	-	-	-	-	-
Machinery	-	-	-	1	1	-	2	0.5	0.14
Transport	9	14	7	10	9	13	62	15.0	4.46
Natural/environmental/animal	-	1	-	-	-	-	1	0.2	0.07
Overexertion/travel/privation	-	-	-	-	-	-	-	-	-
Poisoning	-	-	-	-	-	-	-	-	-
Struck by, against	-	-	1	3	1	-	5	1.2	0.36
Suffocation	1	2	1	4	6	1	15	3.6	1.08
Electrocution	-	-	-	-	-	-	-	-	-
Total unintentional injury	16	25	15	29	28	25	138	33.4	9.91
Intentional injury									
Assault	3	1	2	4	2	6	18	4.4	1.28
Suicide	-	-	-	-	-	-	-	-	-
Total intentional injury	3	1	2	4	2	6	18	4.4	1.28
Unexplained									
SUDI	2	1	4	3	6	8	24	5.8	1.71
Other	-	-	-	1	-	2	3	0.7	0.21
Total unexplained	2	1	4	4	6	10	27	6.5	1.92
Missing Data	-	-	-	-	-	-	-	-	-
Total	56	59	60	81	80	77	413	100.0	29.67

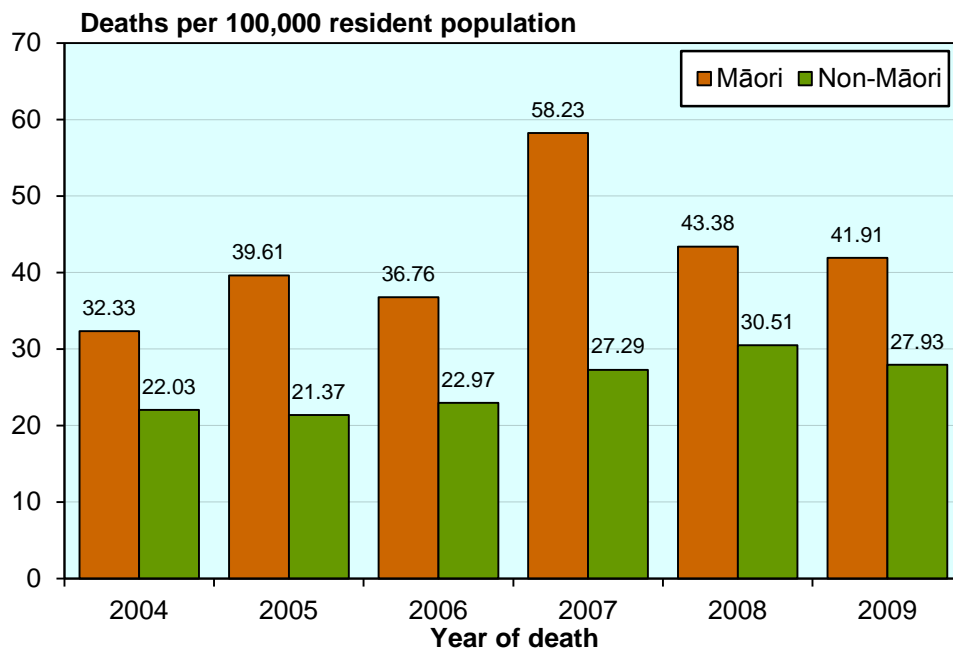
Source: Numerator Mortality Review Database; Denominator Statistics NZ Estimated Resident Population

Figure 3.2: Mortality (rates per 100,000 resident population) in children aged 1-4 years, New Zealand 1979-2009



Source: Numerator NZHIS pre-2002 data, Mortality Review Database 2002-2009 data; Denominator Statistics NZ Estimated Resident Population

Figure 3.3: Mortality (rates per 100,000 resident population) in children aged 1-4 years for Māori and non-Māori, New Zealand 2004-2009 (n=413 deaths)



Source: Numerator Mortality Review Database; Denominator Statistics NZ Estimated Resident Population